



TEJODEEP GROUP

MANUFACTURING & SUPPLIERS :-

- Engineering Educational Equipment
 - Electronics Instruments
- Scientific Lab Instruments & Equipment
 - Physics, Chemistry and Biology
 - Physics & Maths Experimental Kits

TEJODEEP ENGINEERING PVT. LTD











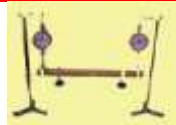
























ADDRESS -39 / 33 BRAHAMACHAITANYA NIWAS GUJAR NAGAR BEHIND
MATOSHREE HOSPITAL THERGAON CHINCHWAD PUNE - 411033

INDIA | UAE | SAUDI ARABIA | OMAN

sales@tejodeep.com www.tejodeep.com 9766564184




































APPLIED MECHANICS LAB EQUIPMENTS

TEJODEEP GROUP

 Universal Force Table	 Link Polygon Apparatus	 Equilibrium of Non Concurrent Forces Apparatus	 Parallelogram of Forces Apparatus	 Polygon of Forces Apparatus
 Triangle and Parallelogram of Forces Apparatus.	 Polygon & Triangle of Forces Apparatus	 Law of Conservation of Mass Apparatus	 The Law of Forces in Three Dimensions:	 Parallel Forces Apparatus Dial balance type):
 Parallel Forces Apparatus (Overhang beam type)	 Parallel Forces Apparatus (Tubular balance type):	 Reactions of Forces in Beam: Apparatus	 Bell crank Lever on Wooden Base	 Compound Lever Apparatus
 Cranked Compound Lever Apparatus	 Lever Apparatus	 Moments Disc Apparatus	 law of Moments Apparatus	 Jointed Roof Truss on Wheels
 Shear Legs Apparatus	 Simple Jib Crane	 Friction Slide Apparatus	 Inclined Plane	 Combined Inclined Plane and Friction Slide Apparatus
 Coil Friction Apparatus	 Combined Coil and .V. Belt Friction Apparatus	 Rope Brake Dynamometer	 Prony Brake Dynamometer	 Pulley Blocks
 3 Systems of Pulleys	 Pulley Demonstration Set Advanced	 Chain Pulley Block Worm Gear Type	 Chain Pulley Block Spur Gear Type	 Chain Pulley Block Western Differential

APPLIED MECHANICS

TEJODEEP GROUP

 Centre of Gravity Apparatus	 Wheel and Axle Simple Wooden	 Wheel and Differential Axle	 Compound Wheel & Axle	 Rigidity Apparatus with Stand
 Winch Crab Single Purchase	 Winch Crab Double Purchase	 Compression & Extension Of Coiled Spring Apparatus	 Screw Efficiency Apparatus	 Fly Wheel Apparatus
 Screw Jack Apparatus	 Screw Jack Model	 Compound Screw Jack Apparatus	 Deflection of Beam Apparatus	 Bending of Beam Apparatus
 Bending of beam Apparatus	 Shear Force Apparatus	 Bending Moments Apparatus	 Hooks Law Apparatus	 Maxwell Vibration Needle
 Maxwell Wheel	 Simple Pendulum	 Bar Pendulum	 Katers Reversible Pendulum	 Moment of Inertia of Fly Wheel
 Fletcher Trolley Apparatus	 Bifilar Pendulum	 Centrifugal Force Apparatus:	 Arwood Machine	 Inertia Eable
 Torsion Apparatus Clamp Pattern	 Torsion Apparatus Searl's Pattern	 Torsion Apparatus Barton's Vertical Pattern	 Young's Modulus Apparatus Searl's Type	 Young's Modulus Vernier Type

MECHANISM MODELS

TEJODEEP GROUP













				
Watt's Mechanism	Whitworth Quick Return Mechanism	Crank Rocker Mechanism	Double Rocker Mechanism	Deltoid Mechanism
				
Grass Hopper Mechanism	Scott Russel Mechanism	Modified Scott Russel Mechanism	Robert's Mechanism	Slider Crank Mechanism
				
Friction Wheel Drive	Reciprocating Engine Mechanism	Shaper Mechanism	Crank & Slotted Link Mechanism	Beam Engine Mechanism
				
Crank & Connecting Rod Mechanism	Crankshaft to Slider Mechanism	Four Bar Link Mechanism	Peaculier Link Mechanism	Oscillating Cylinder Mechanism
				
Double Slider Crank Mechanism	Tchebicheff's Mechanism	Geneva Drive	Pawl & Ratchet Mechanism	Inversions of Four Bar Link Mechanism
				
Sliding Wedge Gear with Straight Line	Scotch Yoke Mechanism	Crank and Slotted Lever Mechanism	Bull Engine Mechanism	Elliptical Trammel Mechanism

GEAR MODELS

TEJODEEP GROUP

				
Gears set of four	Worm Gear	Inter Connected Gears	Rack & Quadrant Gear	Herring bone gears
				
Cycloidal Gear	Epicyclic Gear Train With Three Gears & arm	Epicyclic Gear Train Sun & Planet Type	Internal Gear Drive	Gear Train Apparatus
				
Reverted Gear Train	Single Stage Helical Gears	Single Stage Spiral Gears	Reversing Gear	Inter Connected Gears
				
Single Stage Spur Gear	Single Stage Spur Gear with Intermediate	Two Stage Spur Gears	Three Stage Spur Gears	Compound Gear Train


CAM & FOLLOWER MODELS

				
End Cam with Translating Follower	Tangent Cam with Roller Oscillating Follower	Heart Cam	Plate Cam	Plate cam with Flat Faced Reciprocating Follower
				
Simple Harmonic Motion	Tri-Clover Leaf Cam	Triangular Eccentric Cam	Involute Cam	Cylindrical Cam with Translating Follower
				
Translating cam (with Reciprocating Knife Edge Follower	Action of Cams			











BRAKE MODELS

 Single Shoe Brake	 Double Shoe Brake	 Band Brake	 Band & Block Brake	 Disc Brake Model
 Disc Brake Actual Working	 Hydraulic Brake	 Hydraulic Brake System 4 Brake Drums	 Mechanical Brake	 Pendulum Pump

BELT & PULLEY MODELS


 Belt Pulleys	 Loose & Fast Pulley	 Belt Drive	 Belt Drive with Single Idler Pulley	 Compound Belt Drive
 Crossed Belt Drive	 Friction Wheel Drive	 Foot Operated Pump	 Model of Screw Compressor	 Kinematics Pairs Different type,

BEARING MODELS











 Simple Bearing	 Swivel Bearing	 Thrust Bearing	 Assembly of Journal Bearing	 Open Truck Bearing
 Hanger Brackets	 Bush Bearing	 Foot Step Bearing	 Plummer Block	 Sellers Bearing

KEYS-JOINTS- RIVETED JOINTS

TEJODEEP GROUP

				
Keys Set of Five	Angle iron and Girder Riveted Joint	Rolled Section Models Set of Four	Sleeve & Cotter Joint	Knuckle Joint
				
Rivets Set of Four	Single Strap Butt Joint	Quadruple Riveted Joint	Triple Riveted Joint	Double Strap Butt Joint
				
Riveted Joint Single Lap	Riveted Joint Double Lap	Rolled Sections Model set of Four	N Girder	Plate Girder











COUPLINGS MODELS

				
Hook's Coupling Single	Hook's COUPLING double	Flange Coupling	Flexible Coupling	Universal Coupling
				
Split Muff Coupling	Oldham's Coupling	Muff Coupling	Double Hook's Coupling Experimental Apparatus	Sellers Coupling

SCREW & NUT MODELS

				
Sectional Models of Screw Thread Nuts	Bolts of four Types	Foundation Bolts	Locking Of Bolts	

CLUTCH MODELS
















 <p>Conical Friction Clutch</p>	 <p>Centrifugal Clutch</p>	 <p>Single Plate Clutch</p>	 <p>Clutch System</p>	 <p>Single Plate Clutch</p>
 <p>Multi Plate Clutch</p>	 <p>Claw Clutch</p>	 <p>Model of Water Wheel</p>	 <p>Model of Screw Conveyor</p>	 <p>Model of Axial Compressor</p>

GYROSCOPE MODELS

 <p>Bicycle Wheel Gyroscope:</p>	 <p>Gyroscope with Counter Poise</p>	 <p>Standard Gyroscope:</p>	 <p>Revolving Stool for Gyroscope</p>	
--	--	---	---	--

BOILER MODELS MOUNTING & ACCESSORIES ENGINE TURBINE MODELS

					
Lancashire Boiler	Cornish Boile	Babcock & Wilcox Boiler	Locomotive Boiler	Cochran Boiler	Vertical Water Tube Boiler
					
Lomount Boiler	Benson Boiler	Loeffler Boiler	Valox Boiler	Nestler Boiler	Stirling Boiler
					
Schmidt Hartmann Boiler	Spring Loaded Safety Valve	Dead Weight Safety Valve	Combined High Steam & Low Water Safety Valve	Water Gauge Model	Hopkinson Type
					
Anti Priming Pipe	Expansion Steam Trap	Float Steam Trap	Green Economiser	Sudgen Super Heater	Lever Safety Valve
					
STEAM ENGINE Model	Steam Engine Model with Boiler Factory Model	Standard Gyroscope	Gyroscope with Counter Poise	Bicycle Wheel Gyroscope	Loaded Governor

					
Watts Governor	Hartnell Governor	Porter Governor	Rotating Arrangement	Eccentric	Stuffing Box
					
Cross Head	Throttle Valve	Bulb Turbine	Water Wheel	Hydraulic Crane Model	Hydraulic Lift Model
					
Wankel Engine	Gas Turbines or Turbojet Engine	Steam Turbine	De-Laval Turbine	Pressure & Velocity Compounded	Air or Steam Pressure Steam Turbine
					
Pure Reaction Steam Turbine (Hero's)	Jet Condenser Parallel Flow	Jet Condenser Counter Flow	Surface Condenser	Pure reaction Water Turbine	Turboprop Engine
					
Ram Jet	Pelton Turbine	Velocity Compounded Steam Turbine	Evaporative Condenser	Impact Turbine	Hydraulic Press
					
Air Preheater	Hydraulic Jack	Hydraulic Press	Wind Turbine	Water Turbine	Water Turbine

Models of Turbines. Pumps & Machines etc.

				
De-level Steam Turbine	Model of Steam Turbine	Velocity Compounded Steam Turbine	Pressure and Velocity Compounded Steam Turbine	Pressure Compounded Steam Turbine
				
Model of Water Turbine with Newton's Disc	Model of Water Turbine	Mode of Wind Turbine	Model of Wind Turbine	Model of Pure Reaction Water Turbine
				
Model of Francis Turbine	Hero's Pure Reaction Steam Turbine	Model of Pelton Turbine	Model of Kaplan Turbine	Model of Gas Turbine/Turbojet Engine
				
Model of Bulb Turbine	Model of Screw Compressor	Model of Ramjet	Wind Mill Demo Model	Model of Turboprop Engine
				
4r stroke 4 Cylinder Petrol Engine Transparent Model	4 stroke 4 Cylinder Diesel Engine Transparent Model	Wankel Rotary Engine	Steam Engine Working Model	Steam Engine Model with Boiler Factory Model
				
Gear Pump	Model of Tailstock	Model of Submersible Pump	Stuffing Box	Hydraulic Accumulator
				
Model of Screw Conveyor	Model of Hydraulic Crane	Hydraulic Lift	Hydraulic Press	Water Wheel
				
Model of Axial Compressor	Rotary Rig Model	Vane Blower	Reciprocating Pump	Throttle Valve














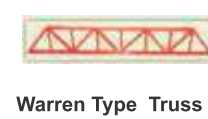




































				
Pendulum Pump	Deep Well Pump Model	Model of Ramjet	Pump Runners on Board	Model of Tube Well
				
Axial Flow Runner	Pelton Wheel Runner	Centrifugal Pump Runner	Mixed Flow Runner	Kaplan Runner
				
Model of Compressor	Centrifugal Runner	Domestic Self Priming Pump Runner	Model of Centrifugal Pump	Model of Bio Gas Plant Big Size
				
Steam Engine D slide Valve	Centrifugal Pump Sectioned	Cross Head	Open Hearth Furnace	Deep Well Pump
				
Bucket Conveyor	Chain Conveyor	Model of Hand Pump	Cooling Tower	Hydraulic jack
				
Model of Bessemer Converter	Model of Cupola Furnace	Model of Hoffman Kiln	Single Slider Crank Chain Inversion Rotary Engine	Foot Operated Air Pimp
				
Dead Weight Pressure Gauge Tester	Biogas plant working Model	Bull Engine	Pendulum Pump	Steam Engine Model
				
2 stroke Diesel Engine	4 stroke Diesel Engine	2 stroke Petrol Engine	4 stroke Petrol Engine	

Manufacturer of Civil Engineering Models TEJODEEP GROUP

Bridge Models
Road Models
Building Models

Roof Models
Culvert Models
Masonry Models

Railway Models
Irrigation Models
Public Health Models
Structure Models















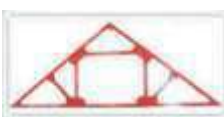



































				
Plate Girder Bridge:	Lattice Girder Bridge:	Lattice Bowstring Girder Bridge	Road Suspension Bridge:	Stone Arch Bridge
				
Balanced Cantilever Bridge:	T Beam Bridge:	Floating Bridge:	R.C.C. Deck Slab Bridge:	Lift Bridge Across A Port Channel:
				
Arch Dam	Earthen Dam	Lattice Bowstring Type Truss	Warren Type Truss	Road Culvert with Single Arch:
				
Road Culvert Brick Barrel Type:	Road Culvert Box Type:	Road Culvert With R.C.C. Slab	Road Culvert Skew Type	Railway Culvert:
				
Clover Leaf Junction	Diamond Pattern.	Cross Section of National Highway	Sub-Surface Drainage	Model of Points Crossing
				
Model of Inter Locking	Grillage Foundation	Model of foundation	Pile Driving Machine Model	Steel Sheet Pile
				
Screw Pile	Wing Walls	Pneumatic Caisson	Model of Bricks:	Bricklayer's Scaffolding
				
Flying Shore:	Raking Shore	Centering of Arch	Carpentry Joints	Flush Door leaf
				
Sash Door leaf	Half panalled and half glazed Door	Venetian Door	Ledge and braced Door	Louvred window
				
Double hung Window	opper Window	Bay Window	Awning Window	Lintel Corner Window










Manufacturer of Civil Engineering Models TEJODEEP GROUP

Bridge Models
Road Models
Building Models

Roof Models
Culvert Models
Masonry Models

Railway Models
Irrigation Models
Public Health Models
Structure Models

 Dog Legged Stairs	 Quarter Turn Stairs	 Bifurcated Stairs	 Geometrical Stairs	 Spiral Stairs
 Lean To Roof Model	 Roof showing Ridge Dip & Valley	 T beam & Slab Reinforcement	 Two Room & Varandah	 Two Storied Building
 Mansard Roof	 Framed Structure	 Foot Over Bridge	 King Post Truss	 Queen Post Truss
 Truss Joint	 Truss Joint	 Timber Framework for a Stair	 Coffer Dam	 Gravity Dam
 Volute Syphon Spillway	 River head Works	 Level Crossing	 Gibb's Module	 Canal Regulator
 Aqueduct	 Brick Pillar Footing	 Tank Sluice with Tower head	 Tank Sluice with Plug & Cistern	 Suppressed Weir
 Roof Rain Water Harvesting	 Tank Weir	 Sluice Gate	 Canal Intake	 Canal Drop
 Silt Ejector	 Fish ladder	 Canal Regulator	 Syphon Aqueduct	 Spill way Gate
 Safe Water Supply From a River	 Super Passage of Two Span	 Slow Sand Filter	 Rapid Sand Filter	 Timber Framework for Square or Rectangular Column
 Trickling Filter	 Inhof Tank	 Septic Tank	 Flocculator	 Flushing tank

			
Arch Dam	Earth Dam	Cantilever Bridge	Framed Structure
			
K Weir	Single Flemish Bond	Double Flemish Bond	Flemish Garden Wall
			
English Bond	English Cross Bond Wall	Garden Wall Bond (English)	Dutch Bond Wall
			
Timber Form work for a Stair	Brick Pillar Footing	Stepped Foundation	Timber Framework for an Octagonal Column
			
Timbering of Trench in Loose Soil	Timbering of trench in Moderately Firm Soil	Timbering of trench in Firm Soil	Timber Framework for a Square Column
			
Collar Roof	Coupled Roof	Couple Close Roof	King Post rurs Roof
			
Queen Post rurs Roof	Scissors Roof	Mansard Roof	Collar Roof
			
Random Rubble Masonary	Coursed Rubble First Class	Wall Footing on Pier Foundation	Roof Rain Water Harvesting System

MANUFACTURERS OF OBJECT DRAWING MODELS

TEJODEEP GROUP

1239 Object Drawing Models Dissected: Wooden beautifully painted and specially designed for illustrating and teaching geometrical drawing, approximately size of the model is 20x12 cm.

- (a) Rectangular Prism
- (b) Rectangular Pyramid
- (c) Triangular Prism
- (d) Triangular Pyramid
- (e) Square Prism
- (f) Square Pyramid
- (g) Pentagonal Prism
- (h) Pentagonal Pyramid
- (i) hexagonal Pyramid
- (k) Octagonal Prism
- (l) Octagonal Pyramid
- (m) Decagonal Prism
- (n) Decagonal Pyramid
- (o) Cube 20 X 20 cm
- (p) Cone
- (q) Cone Cut in Four Sections
- (r) Sphere 15 cm
- (s) Cylinder



1240 Object Drawing Models Non-Dissected.

- (a) Rectangular Prism
- (b) Rectangular Pyramid
- (c) Triangular Prism
- (d) Triangular Pyramid
- (e) Square Prism
- (f) Square Pyramid
- (g) pentagonal Prism
- () Pentagonal Pyramid
- (i) hexagonal Prism
- (j) hexagonal Pyramid
- (k) Octagonal Prism
- (l) Octagonal Pyramid
- (m) Decagonal Prism
- (n) Decagonal Pyramid
- (o) Cube 20 X 20 cm
- (p) Skelton Cube 20 X 20 cm
- (q) Cone
- (r) Sphere 15 cm
- (s) Half Sphere
- (t) Cylinder
- (u) Semi-Cylinder
- (v) Quarter-Cylinder
- (w) Tetrahedron
- (x) Octahedron
- (y) Circle
- (z) Double Cross
- (z1) Single Cross
- (z2) Model Plates (Set of 7)



1241 Models of Dissected Solids (Set of 8) The models are of about 20x12 cm size, made of wood and dissected in two parts.

- (a) Cube Cut in Two Right Angles
- (b) Sphere 10cm Dia Cut in Two hemispheres
- (c) Cylinder Cut in Two Semi-Cylinders
- (d) Cone Cut at an Oblique Angle
- (e) Pyramid Triangular Cut in Two Parts
- (f) Triangular Prism Cut in Two Parts Parallel to Base
- (g) Tetrahedron having Each Side 15cm & Cut in Two Parts Parallel to Base.
- (h) Parallel piped Dissected in Two Triangular Prisms.



1242 Cube Dissected: A cube of 15 cm side dissectable in six square pyramids, beautifully painted in two colours.

1243 Geometrical Model Kit Set of 16 Wooden Models in Box:

- (a) Cube, (b) Cone, (c) Sphere, (d) Cylinder, (e) Square Prism, (f) Triangular Prism
- (g) Square Pyramid, (h) Octahedron, (i) hexagonal Prism in two parts, (j) Tetrahedron, (k) Sphere, (p) Straight Line.

1244 A Set of Wooden Models on Interpenetration Of Solids:

- (a) Two Cylinders of Different Diameters Penetrating each Other
- (b) Two Cylinder of Different Diameters With Oblique Penetration
- (c) A Cylinder into a Cone with Oblique Penetration.
- (d) A Cone & Cylinder with Penetration at right angle.
- (e) Two Cones at right Angle.
- (f) Two Square Prism of Different sizes At Right Angles.
- (g) Two Square Prisms at Oblique Angles
- (h) Sphere & Cone at Centre
- (i) Sphere & Cylinder Eccentric
- (j) Sphere & Cylinder at Centre



1245 Binomial Cube: $(A+B)^3$ wooden model to explain the formula. Very interesting model.

1246 Cubic Decimeter: 10 cm cube, wooden, with printed dial, dissectable in 3 parts

1247. Slide rule

1248 Slide Rule Model: Very instructive wooden model about 70x14 cm is size with four slides. Designed to explain how to multiply. To square and to find square root and cube of, with instructions.



1249 Geometrical Instrument Box(Wooden): Wooden, containing compass, divider, protractor, rule set squares and a duster in case. Used by teachers in class rooms for drawing Geometrical figures on black board.

1250 Geometrical Instruments Box (Plastic): As above made of plastic in case.

1251 Projection of Straight Line Apparatus: Consists of a straight rod placed in the space formed in between two perpendicular planes representing a straight line standing in between H.P. and V.P. and also hinged to both planes by thin rods. The lines connecting the hinges represent plan and elevation of the straight line. Also the main rod made of two unit can be made to tilt about hinges and to rest on H.P. and V.P. to illustrate the method of finding true length of a line by suitable construction either on H.P. or V.P. Suitable hinges are provided between H.P. or V.P. so that it can be folded and will be found to be quite compact for use in a class room.



Manufacturers:

Structural Engineering Lab Equipment



ELASTIC PROPERTIES OF DEFLECTED BEAM APP.



UNSYMMETRICAL BENDING APP.



MAXWELL RECIPROCAL THEOREM APP.



TWO HINGED ARCH APP.



THREE HINGED ARCH APP.



COLUMN AND STRUT APP.



CURVED MEMBERS APP.



DEFLECTION OF TRUSS APP.



PORTAL FRAME APP.



SUSPENSION BRIDGE APP.














































































ELASTICALLY COUPLED BEAM APP.



REDUNDANT JOINT APP.

Manufacturers of : Automobile Lab Equipments

	4 Stroke 4 Cylinder Petrol Engine Cut Section Motor Driven		4 Stroke 4 Cylinder Diesel Engine Cut Section Hand Driven		Two Stroke Single Cylinder Petrol Engine Cut Section		Two Stroke Single Cylinder Petrol Engine Cut Section		Car Engine Petrol Sectioned Motor Driven
	Cut Section of Single Cylinder Diesel Engine		Gear Box Cut Sectioned		Gear Box Cut Sectioned		Synchromesh Gear Box Cut Sectioned		Automatic Gear Box Actual Cut Section
	Rear Axle Assembly Cut Sectioned		Cut Section of Semi- Floating Rear Axle and Differential		Double Wishbone Suspension		Cut Section of Full Floating Rear Axle and Differential		Cut Section of Differential
	Macpherson Suspension		Coil Suspension System		Suspension System		Worm Type Steering Gear System		Recirculating Ball Nut Steering Gear System
	Roller Steering Gear System		Rack and Pinion Steering Gear System		Actual Cut Section Power Steering		Fuel Supply System of Petrol Engine		Fuel Supply System of Diesel Engine Single Nozzle
	Fuel supply System of 4 Cylinder Diesel Engine		Electrical Equipment Board of a car		Battery Ignition System		Electronic Ignition System		Magneto Ignition System
	Model of MPFI system		Hydraulic Brake System (Single Brake Drum)		Hydraulic Brake System (4 Brake Drum)		Disc Brake system of Two Wheeler		Air Brake System

				
Maruti Van Chassis Sectioned	Car Chassis Rear Wheel Drive	Lubricating System	Engine Cooling System	Diaphragm Clutch Sectioned
				
Cut Section Model of Single Plate Coil Spring Clutch System	Electrical Equipment Board of Tractor Wiring	Model of Working of Indicators	Wind Screen Wiper System	Model of Head Light Unit
				
Master Cylinder Sectioned	Multi Cylinder Fuel Pump Sectioned	Cut Section of Silencer	Catalytic Converter Sectioned	Cut Section of a Battery
				
Fuel Injection Pump Rotary Type Sectioned	Electrical Fuel Pump Sectioned	Distributor in Cut Section	Diesel Injector in Cut Section	Dynamo in Cut Section
				
Carburettor Maruti Sectioned	S.U. Electric Fuel Pump Sectioned	Rotary Fuel Injection Pump Sectioned	Piston and Ring Sectioned	Self Starter Sectioned
				
Cut Section of Diesel Filter	Crank Shaft	Radiator Mounted on Board	Diesel Injector in Cut Section	Model of Tractor Steering
				
4 stroke 4 Cylinder transparent Petrol engine	4 Stroke 4 Cylinder Transparent Diesel Engine	Model of Differential	Bendix Drive Sectioned	Model of Steering System
				
Model of Sliding Mesh Gear Box	Model of Constant Mesh Gear Box	Model of Fluid Flywheel	Model of Clutch	Model of Torque Converter

t.








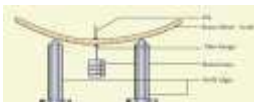
















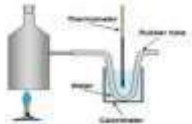











HEAT TRANSFER LAB	FLUID MECHANICS LAB
THORRY OF MACHINES LAB	RAC LAB EQUIPMENT

















			
Centrifugal Pump Test Rig	Centrifugal Blower Test Rig	Critical Heat Flux Apparatus	Dropwise Film Wise Condensation Apparatus
			
Emissivity Measurement Apparatus	Forced Convection Apparatus	Francis Turbine Test Rig	Free Vortex Apparatus
			
Gear Pump Test Rig	Heat Pipe Demonstrator	Heat Transfer Through Lagged Pipe	Heat Transfer Through Composite Wall
			
Hydraulic Bench	Hydraulic Ram	Kaplan Turbine Test Rig	Natural Convection
			
Pelton Tutbine Test Rig	Pin Fin Apparatus	Reciprocating Pump Test Rig	Stefan Apparatis

 <p>Thermal Conductivity of Insulating Powder</p>	 <p>Thermal Conductivity of Metal Rod</p>	 <p>Tilting Flume</p>	 <p>Unsteady State Heat Transfer</p>
 <p>Vertical Horizontal Test Rig</p>	 <p>Wind Tunnel</p>	 <p>Air Conditioning Test Rig</p>	 <p>Cascade Refrigeration Test Rig</p>
 <p>Corollias Component of Acceleration</p>	 <p>Epicyclic Gear Train Apparatus</p>	 <p>Ice Plant Tesi Rig</p>	 <p>Journal Bearing</p>
 <p>Motorised Gyroscope</p>	 <p>Parallel CounterFlow Heat Exchanger</p>	 <p>Slip Creep Apparatus</p>	 <p>Split Air Conditioner</p>
 <p>Static Dynamic Balancing Apparatus</p>	 <p>Universal Governor Apparatus</p>	 <p>Universal Vibration Apparatus</p>	 <p>Vapour Compression Refrigeration Test Rig</p>
 <p>Water Cooler Test Rig</p>	 <p>Cooling Tower Test Rig</p>	 <p>Whirling of Shaft Demonstrator</p>	 <p>Air Conditioning Test Rig</p>

PHYSICS EXPERIMENTAL SET-UPS

TEJODEEP GROUP

			
Young's Modulus of a beam by Non Uniform Bending	Young's Modulus of a beam by Uniform Bending	Young's Modulus of a beam by Single Cantilever Method	To draw L Vs T Graph using Bar Pendulum
			
To Study Young Modulus of a beam Using Travelling Microscope	To Study Young Modulus of a beam Using a Spherometer	To Study Young Modulus of a beam by Koeing's Method	Young Modulus By Pin and Microscope Method
			
Young Modulus By Optical Lever Method	Rigidity Modulus by Torsional Pendulum	Modulus of Rigidity by Maxwell Needle	Moment of Inertia of an Irregular Body
			
Radius of Gyration by Bifilar Suspension	Young's Modulus of Material of Spring by Dynamic Method	To Determine Force Constant of a Spring	TO study S.H.M. By Simple Pendulum
			
To Determine Moment of Inertia of a Fly-Wheel	To Determine g by Kater's Pendulum	To Study Laws of Perpendicular Axis of M.I.	To Determine Rigidity Modulus by Static Method
			
To Determine Rigidity Modulus by Static Method (Barton's Vertical Apparatus)	To Determine Height of a Building by Sextant	Thermal Conductivity of Copper by Searle's Method	To Study Thermal Conductivity by Lee's Disc Method
			
To Determine Thermal Conductivity of a Rubber Tube	To determine Poisson's Ratio of Rubber	Mechanical Equivalent of Heat by Callrnder And Barne's Method	Coefficient of Viscosity by Stoke's Method
			
Coefficient of Viscosity by Poiseulle's Method	Surface Tension of Water by Capillary Rise Method	Coefficient of Linear Expansion by Linear Expansion Apparatus	Surface Tension of Liquid by Jaeger's Method
			
Laws of Perpendicular Axes of moment of Inertia.	To Study a Compound Pendulum (or Bar Pendulum)	Young's Modulus, Modulus of Rigidity By Searle's Apparatu	Young's modulus of the material of a wire by Searle's method

	Resolving Power Of Telescope Experiment		Specific rotation of sugar solution with polarimeter		Acceleration Due To Gravity Using Simple Pendulum		Verification of Hook's Law
	Thickness Of A Thin Foil By Wedge Arrangement		Frequency of A. C. current using a Sonometer		Young's Modulus by Bending of Beam		Specific heat of liquid by Newton's law of cooling
	Newton's Ring Complete Setup		Velocity for a freely falling body using Digital Timing Technique		Vibration Magnetometer to Study a field		Variation of magnetic field along the axis of a current carrying circular coil.
	Measurement of low resistance by carry fosterer bridge		Heating Efficiency Of Electric Kettle With Varying Voltage		Mechanical Equivalent Of Heat (J) By Electrical Method (Joule's Calorimeter)		Determination Of Young's Modulus By Bending Of Beam
	Refractive Index Of Prism By Spectrometer		Frequency of AC Current by Melde's Experiment		Frequency Of AC Mains Using Electrical Vibrator		Compare The Magnetic Moments Of The Given Two Short Magnets By Equal Distance Method
	Co-efficient Of Thermal Conductivity by Forbe's Method.		To Find The Value Of Stefan Constant (To Measure $D\theta/dt$)		Focal Length of a Concave Lens Using a Convex lens		Variation Of Magnetic Field Along The Axis Of Helmholtz Galvanometer
	Variation Of Magnetic Field By A Current Carrying Circular Coil Along Axis Of Circular Coil.		Determine The Velocity Of Sound In Air With The Help Of Resonance Tube		Determination Of The Separation Between The Plates Of A Fabry Perot Etalon		Measurement Of Low Resistance By Industrial Klevin Double Bridge
	Malus Law (Cosine Square Law) For Polarisation Of Laser Light		Temperature Coefficient of Platinum Resistance using Carey-Foster's Bridge		Young's Modulus 'Y' Of Glass By Cornu's Method		Refractive Index Of Prism Using Stoke's Formula

MANUFACTURER OF ENGINEERING EDUCATIONAL EQUIPMENTS - MECHANICAL - CIVIL-
AUTOMOBILE LABS
PHYSICS - CHEMISTRY BIOLOGY INSTRUMENTS - EQUIPMENTS - SCIENCE LAB SUPPLIES

Histopathology Equipments - Oven- Furnace Heating Equipment











TEJODEEP GROUP

						
Hot Air Oven Digital	Drying Oven Industrial	High Temperature Oven	Incubator Bacteriological Thermostatic	B O D Incubator	Biosafe Cabinet	Blood Bank Refrigerator
						
Laboratory Rectangulat Hot Plate	Laboratory Round Hot Plate	Slide Warming Hot Plate	Tissue Flotation Bath	Water Bath Rectangular Single Walled	Water Bath Rectangular Double Walled	Paraffin Embedding Wax Bath
						
Digita, Magnetic Stirrer	Orbital Shaker	Water Bath	Water Bath Paraffin	Refrigerated Water Bath	Oil Bath High Temperature	Serogical Water Bath
						
Digital Vortex Shaker	Fume Hood	Refrigerated Humidity Temperature Control Cabinet	Blood Storage Cabinet	Mortuary Cabinet	Tray Drier	Muffle Furnace
						
Water Still Manasty Type	Water Still: (Barnstead type)	Melting Point Apparatus	Plant Growth Chamber	Seed Germinator Single Chamber	Seed Germinator Double Chamber	Paraffin Wax Dispenser
						
Soxhlet Extraction Uni	Rotary Vacuum Evaporator	Kjeldahl Distillation Unit	Vacuum Oven	Egg Incubator	Walk in Incubator	Rotary Flask Shaker
						
Reciprocating Machine	Shakung Machine Wrist Action	V D R L Shaker	Vertical High Pressure Autoclave TRIPLE Wall	Flash Point Apparatus	Biological Safety Cabinet	Sieve Shaker Gyrotory Type
						
Heating Mantle	Medico/Clinical centrifuge	Vacuum Pump	Magnetic Stirrer	Water Distillation vertical Type	Horizontal High Pressure Autoclave	Portable Autoclave

Pharmacy Lab Equipment

TEJODEEP GROUP

 Tablet Making Machine Motorized	 Hand Operated Tablet Machine	 Tablet Coating Pan	 Ampule Filling and Sealing Machine	 Capsule Filling Machine	 Ampule Clarity Test Equipment
 Capsule Tube Filling Machine	 Conical Percolator	 Cook's Pole Climbing Response Apparatus	 Doctor Model Centrifuge Machine	 Double Cone Blender	 Grip Dynamometer
 Bottle Filling Machine	 Laboratory Centrifuge (General Purpose)	 Powder Mass Mixer	 Prescription Balance	 Research Polarimeter	 Handheld Refractometer
 Rotary Shaker (Platform Type)	 Sherrington Rotating Drum and Kymograph	 Sieves Shakers Rotap	 Sterility 3 Test Apparatus	 Student Organ Bath Double Unit	 Tablet Coating Pan
 Suppository Moulds	 Student Microscope	 Stethoscope	 Tablet Disintegration Test Apparatus	 Tablet Hardness Tester (Monsanto type)	 Tablet Hardness Tester (Pfizer type)
 Tablet Polishing Pan	 Tincture Press	 Tissue Processing Unit Single	 Tube Crimping and Sealing Machine	 U.V. Inspection Cabinet	 Vacuum Pump
 Vortex Shaker (Test Tube Shaker)	 Water Still (Table Pattern-Barnstead Type)	 Willey Mill	 Analgesimeter Eddy's Hot Plate	 Antibiotic Zone Reader	 Bicycle Ergo Graph
 Ampoule Washing Machine	 Analgesimeter (Tail Flick)	 Bottle Cap Sealing Machine	 Aseptic Cabinet	 Active Response Apparatus	 Photoactometer (Activity Cage)

 Aggressometer	 Digital Bulk Density Apparatus	 Tray Drier	 Double Wall Vertical Sterilizer Autoclave	 Automatic Razor Knife Sharpen	 Automatic Tissue Processor
 Paraffin Embedding Bath	 Overhead Projectors (Deluxe Model)	 Ball Mill	 Student Organ Bath	 Anti Biotic Zone Reader	 Piston Recorder
 Friability Apparatus	 Rota Rod	 Frog Board	 UV Inspection Cabinet	 Leak Test Apparatus	 Constant Temperature Refrigeration Bath
 Dehumidifier	 Abbe Refractometer	 Tablet Counter	 Colloidal Mill	 Tele Thermometer	 Digital Rheometer
 Rabbit Holder	 Pole Climbing Apparatus	 Hammer Mill	 Perimeter	 Stimulator (Student type)	 Actophotometer (Activity cage)
 Electrophoresis Apparatus	 Rotary Vacuum Flash Evaporator	 Sietz Filter	 Histamine Chamber	 Lipstic Mould	 Lab Animal Cage
 Operation Table For Animal	 Hand Grinding Mill	 Rectangular Hot Plate	 Ceramic Hotplate Magnetic Stirrer	 Digital Photo Colorimeter	 Triple Beam Balance
 Colony Counter	 Heating Mantle	 Laboratory Incubator	 Soxhlet Extraction Unit.	 Slide Warming Table	 Wooden Slide Box
 B.O.D Incubator	 Biological Safety Cabinet	 Automatic Tissue Processor Unit.	 Bottle Washing Machine	 Bone And Meat Cutting Machine.	 Humidifier



TEJODEEP
— ENGINEERING —
PRIVATE LIMITED
Driven by Engineering Excellence

TEJODEEP GROUP

TEJODEEP ENGINEERING PVT. LTD

ADDRESS -39 / 33 BRAHAMACHAITANYA NIWAS GUJAR NAGAR BEHIND
MATOSHREE HOSPITAL TERGAON CHINCHWAD PUNE - 411033

INDIA | UAE | SAUDI ARABIA | OMAN

sales@tejodeep.com www.tejodeep.com 9766564184